



Children and Young People Scrutiny Committee

Date: Tuesday, 4 September 2018

Time: 2.00 pm

Venue: Council Chamber - Manchester City Council

This is a **supplementary agenda** containing additional information about the business of the meeting that was not available when the agenda was published

Access to the Council Chamber

Public access to the Council Chamber is on Level 2 of the Town Hall Extension, using the lift or stairs in the lobby of the Mount Street entrance to the Extension. That lobby can also be reached from the St. Peter's Square entrance and from Library Walk. **There is no public access from the Lloyd Street entrances of the Extension.**

Filming and broadcast of the meeting

Meetings of the Children and Young People Scrutiny Committee are 'webcast'. These meetings are filmed and broadcast live on the Internet. If you attend this meeting you should be aware that you might be filmed and included in that transmission.

Membership of the Children and Young People Scrutiny Committee

Councillors –

Sameem Ali, Alijah, Collins, Hewitson, T Judge, Lovecy, McHale, Madeleine Monaghan, Sadler and Stone (Chair)

Co-opted Members -

Mr A Arogundade, Mr L Duffy, Mr R Lammas, Mrs B Kellner, Mrs J Miles, Ms M Neall and Ms Z Stepan

Supplementary Agenda

- | | | |
|----|--|--------|
| 7. | Children's Services Scorecard (Proxy Indicators) | Pages |
| | Presentation of the Directorate of Children's and Education Services | 3 - 10 |

This presentation provides proxy indicators on progress to improve children's services.

Further Information

For help, advice and information about this meeting please contact the Committee Officer:

Rachel McKeon
Tel: 0161 234 4497
Email: rachel.mckeon@manchester.gov.uk

This supplementary agenda was issued on **Friday, 31 August 2018** by the Governance and Scrutiny Support Unit, Manchester City Council, Level 6, Town Hall Extension (Mount Street Elevation), Manchester M60 2LA

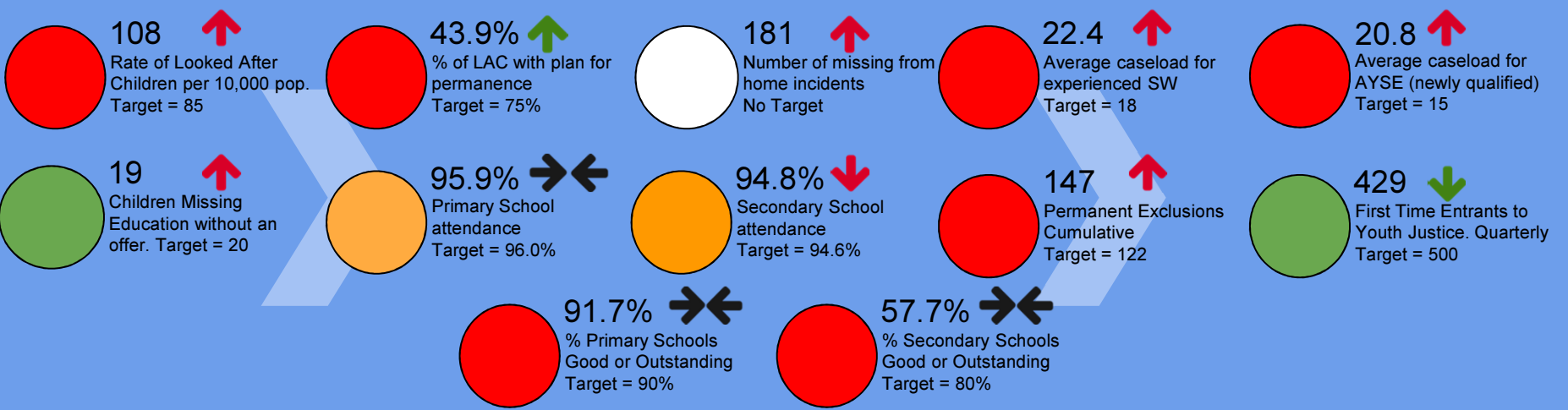

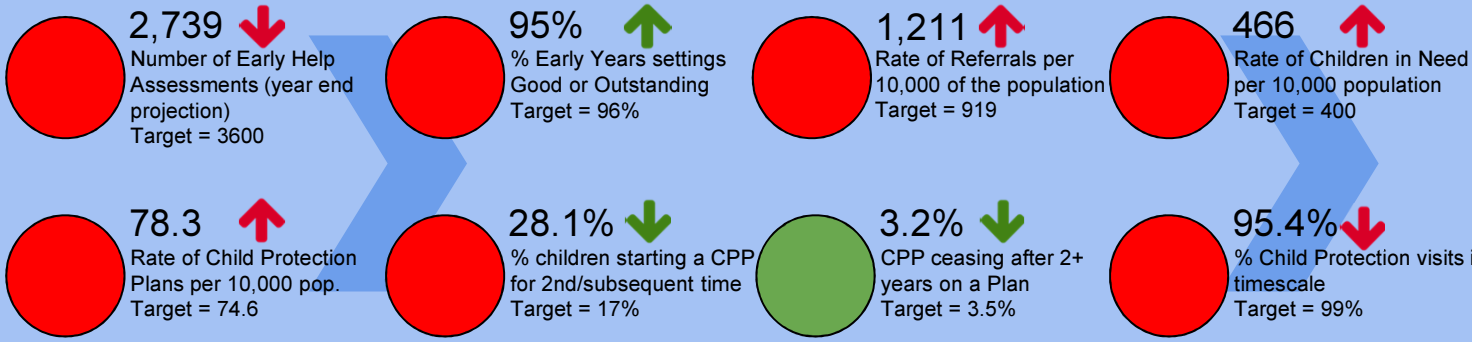
Presentation to Children and Young People Scrutiny Committee

4th September 2018



Introduction

- Service improvement in children's services is driven by a sophisticated approach to performance management this includes our Performance Management Framework (PMF) which measures our performance across the journey of the child. Our performance is contrasted with other data sets
- After two years of data collection, targets in children's services PMF are currently being reviewed.
- This approach is accompanied by:
 - The Quality Assurance and Voice of Children and Young People Improvement Framework
 - Strategic Planning Forums
 - Partnership forums focussing on the delivery of the overarching 'Our Manchester, Our Children' strategy and other key strategies
 - Management performance/assurance activity
 - National data collection/reporting
 - Political oversight and scrutiny
 - Our relationship with regional and national partners and regulatory bodies such as Ofsted.



Key Arrow colour denotes improving or deteriorating performance compared to previous period Circle colour denotes whether performance is better than target quoted, amber is within 2% of target.

Discussion Points

- Registrations for Early Help Assessments (EHAs) are lower than target, there are a number of reasons for this, the service has evolved since the target was set. The service provides a greater degree of short term advice, support and guidance in response to enquiries and as such an assessment is not required. There has been growth in time limited requested interventions where partners have already completed their assessment negating the need for early help assessments and finally partners and secondary schools in particular have completed less assessments.
- There is continued commitment to EHAs as reflected in the Early Help strategy with an extensive face to face training across the city to promote both single agency response to families' difficulties and to promote, where appropriate, completion of EHAs.
- Referral rates to children's social care, rates of children in need and rates of children subject to child protection plans have been consistently higher than the performance target and impact on the average caseload figure for social workers and those social workers in their Assisted and Supported first Year in Employment. Growth in the children's population and complexity of need go some way to explaining high levels of demand. However, when contrasted with other datasets, it suggests the partnership could do more to support families outwith referring them to children's services.
- We have commissioned Professor David Thorpe to consider how responses to families needs can be improved, this combined with plans for a more localised, multi agency response should, over time, decrease demand in all of these indicators. Essential to this will be the success of our workforce development offer aimed at building a stable and confident workforce.

Discussion Points Continued

- The percentage of children ceasing being subject to a CPP who were subject to that plan for 2 years or more has decreased and is now better than our comparative data sets, this work has been the subject of recent audit work in to drive improvement in this area.
- The percentage of children subject to a child protection plan for a second or subsequent time is audited on a monthly basis with a comprehensive audit completed in July 2018. To address this as a service we are focussing on the quality of assessments and care planning.
- The number of children missing from home has increased in this reporting period. Our performance in relation to Initial Return Interviews for those children that go missing almost always meets the 72 hour target. For those missing on a more regular basis and in line with our missing from home and care strategy we have developed missing from home panels in each of our three localities, these are multi agency panels where information sharing across partners occurs in order to develop an appropriate plan for young people who go missing.

Discussion Points Continued

- Our missing from home team is part of our complex safeguarding hub where along with partners this team jointly develop plans to address matters where missing is a feature of either sexual or criminal exploitation.
- The percentage of child protection visits within timescales has slipped this month. This performance is monitored on a weekly basis, with the reason for every late visit understood. Our monitoring activity informs us that the vast majority of visits occur only one or two days outwith timescale.
- The percentage of looked after children (Our Children) with a plan for permanence is a snapshot figure of all children who had a looked after review in the month, this performance indicator has been reviewed and changed to provide a more accurate measure and will be available in future versions of this report.
- To reflect the importance of planning for children's futures we have, alongside a national organisation, carefully considered our performance in relation to planning for children's futures. This has led to a comprehensive revision of our policies and procedures in this area of work due to be launched this month which should lead to further improvements in this area of practice.

Discussion Points Continued

- The Youth Justice performance is reflective of the services strategy that attempts to manage the needs of young people where appropriate to do so outwith the formal Court processes.
- Education colleagues have held a number of workshops with a range of providers to deliver an inclusion strategy that addresses the issue of both permanent and fixed term exclusions. Although there is, as yet, no target set for numbers of children experiencing exclusion the strategy, which will be launched in the coming months, will focus on reducing the both permanent and fixed term exclusions.
- School attendance continues to be a strength of the city with the improvements being sustained over time. The majority of schools follow the Manchester attendance policy and the attendance team continue to deliver targeted training to schools which continues to have a positive impact. Attendance at secondary remains above the national average and at primary attendance has reduced slightly to be just below national.

Discussion Points Continued

- There has been an improving trend of Early Years childcare settings and primary schools judged to be good or better. Manchester schools and settings engage with the Quality Assurance process which continues to impact on improvements. In addition targeted brokered support from schools and settings has had positive impact; the proportion of good or better settings is rapidly closing the gap with national and Manchester's target; the proportion of Manchester primary schools good or better is above national average and therefore aspirational targets have been set. The proportion of Good or better Secondary school remains significantly below both national and Manchester targets. Schools are committed to improvements and school to school support, including thematic approaches to Maths mastery and reading are in place.